

# KENTFIELD FIRE PROTECTION DISTRICT



Developed by:  
Larry Pasero, Deputy Fire Marshal

Approved by:  
Mark Pomi, Fire Chief

## Fire Protection Standard 204 B

### Fire Lanes Sign options and Locations

Date: 8-27-18

Revision: \_\_\_\_\_

Page: 1 of 4

This standard has been developed pursuant to Chapter 5, California Fire Code as adopted the Kentfield Fire District. It is intended that this standard be used as a guide for installation and placement of signs and markings designated as a "Fire Lane", where required by the Fire Code Official, in order to provide adequate Fire Department vehicle access.

#### **I. General**

- a. Signs Shall be visible and readable along fire access roadway.
- b. Signs are to face oncoming traffic at all points of entry to the property.
- c. Signs and curbs are to be maintained by the property owner.
- d. Signs are to be posted so the bottom of the sign is 90" above ground level.
- e. All curbs along fire lanes are required to be painted red and stenciled "FIRE LANE NO PARKING".
- f. Sign posts shall be located 2' from the edge of the traveled way to center of post.
- g. There shall be a maximum distance of 20 feet between "FIRE LANE NO PARKING" lettering.
- h. If no curbs are present, continuous red striping of 6" width shall be painted near the pavement edge on both sides of all fire lanes with letters painted the same as curbs.
- i. Lettering on curbs shall be a minimum 3" in heights, have a minimum  $\frac{3}{4}$ " stroke and white in color

#### **II. Option #1 – No Parking Signs –Figure VI - Sign #1**

##### **A. Location**

1. Signs marking Fire Lanes are to be spaced so they are within 3 feet of each end of curbed areas and spaced a minimum of fifty (50) feet apart thereafter (see Figures I and II).
2. In addition, 1 sign is required for each island adjacent to a Fire Lane or access road if the road width is less than 20 feet (see reference A, Figure II).

# KENTFIELD FIRE PROTECTION DISTRICT



Developed by:  
Larry Pasero, Deputy Fire Marshal

Approved by:  
Mark Pomi, Fire Chief

## Fire Protection Standard 204 B

### Fire Lanes Sign options and Locations

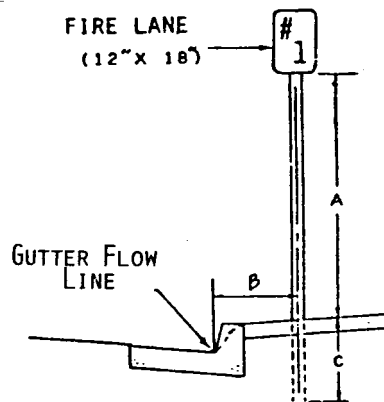
Date: 8-27-18

Revision: \_\_\_\_\_

Page: 2 of 4

3. Signs are to face oncoming vehicular traffic.
4. All curbs adjoining Fire Lanes or posted areas shall be painted red (see Figure IV).

Figure I



### POST INSTALLATION

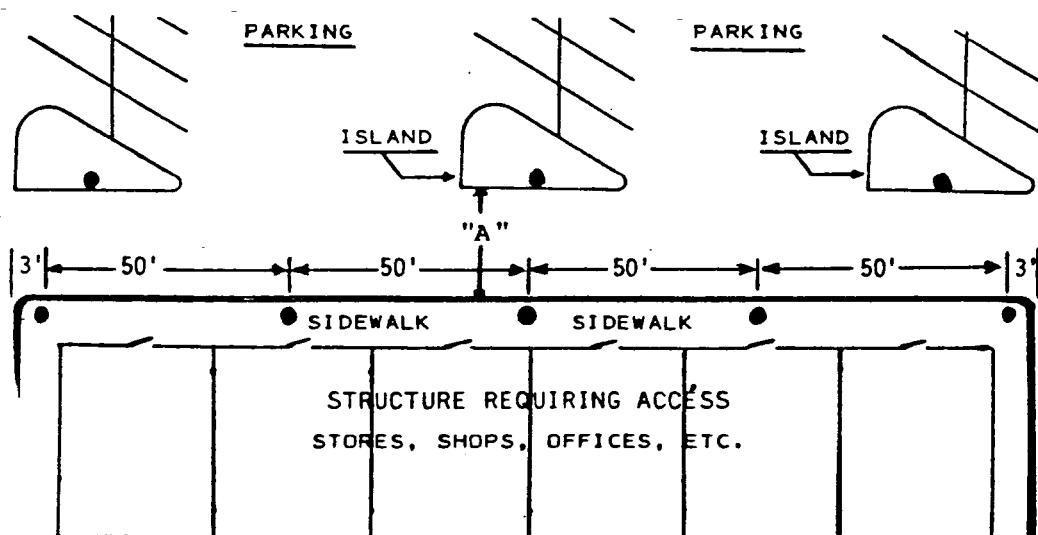
A = 7' in sidewalk or pedestrian areas

B = 18" with standard curb, 24" with rolled curb, to center of post.

C = 24" minimum embedment

**Note:** Signs may be mounted on existing posts or buildings, if post or building is no more than 24" from curb or edge of road surface.

Figure II



# KENTFIELD FIRE PROTECTION DISTRICT



Developed by:  
Larry Pasero, Deputy Fire Marshal

Approved by:  
Mark Pomi, Fire Chief

## Fire Protection Standard 204 B

### Fire Lanes Sign options and Locations

Date: 8-27-18

Revision: \_\_\_\_\_

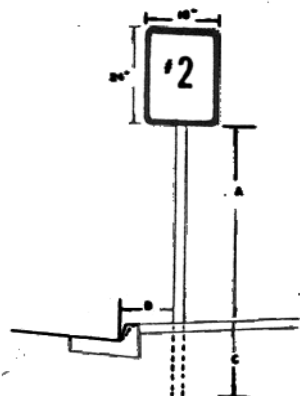
Page: 3 of 4

### III. Option #2 – Entrance Signs (see figure III, sign #2)

#### A. Sign #2 Locations

1. One (1) sign is required at all points of entry to properties with marked parking stalls. (see Figures III and V).
2. Signs are to face oncoming vehicular traffic.
3. All curbs adjoining fire lanes or posted areas to be painted red and labeled (see Figures IV and V).

Figure III



#### SIGN AND POST INSTALLATION

##### Sign #2

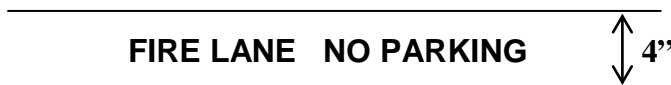
A = 7' in sidewalk or pedestrian areas

B = 18" Standard Curb  
24" Rolled Curb

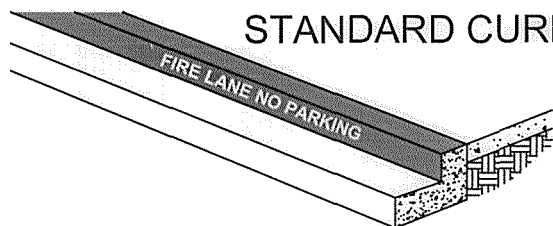
C = 24" minimum embedment

**Note:** Signs may be mounted on entrance gates, building, or existing posts if the above are within 24" of the curb or edge of road surface.

Figure IV



#### STANDARD CURB



#### CURB LETTERING

All raised 4" curbs in "No Parking" areas shall be painted RED with acceptable red curb paint and lettered to the above standards. Lettering shall be 3" high, white and have a 3/4" stroke.

# KENTFIELD FIRE PROTECTION DISTRICT



Developed by:  
Larry Pasero, Deputy Fire Marshal

Approved by:  
Mark Pomi, Fire Chief

## Fire Protection Standard 204 B

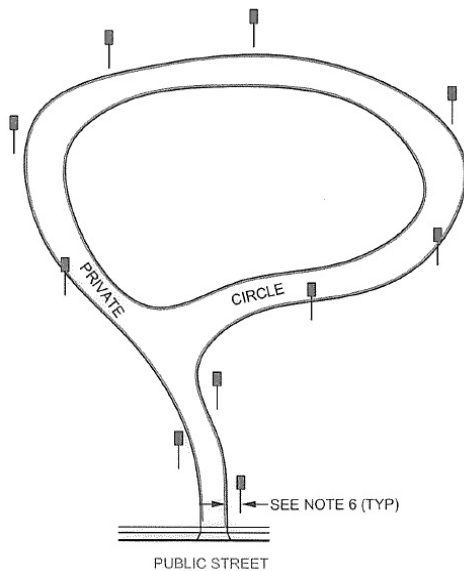
### Fire Lanes Sign options and Locations

Date: 8-27-18

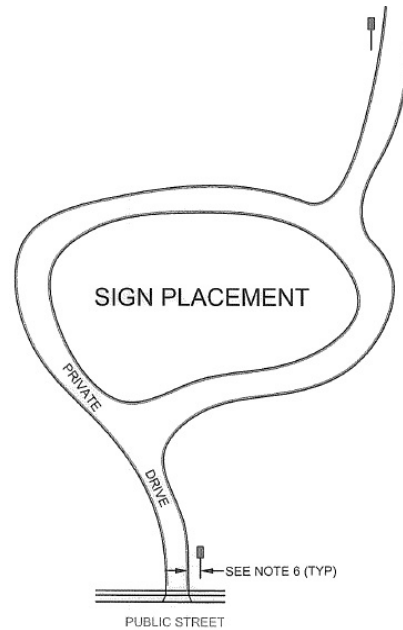
Revision: \_\_\_\_\_

Page: 4 of 4

Figure V: Locations



Fire Lane Sign #1



Fire Lane Sign #2

Figure VI



Fire Lane Sign #1  
12 X 18" Red on White  
Reflective/Commercial Grade  
.080 Gauge



Fire Lane Sign #2  
18" X 24" Red on White  
Reflective/Commercial Grade  
.080 Gauge